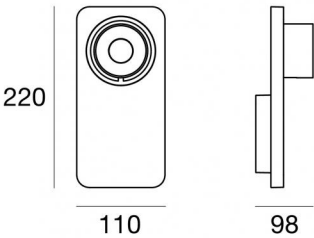
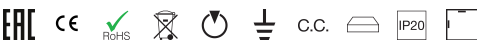




Ceiling Lights | 220-240 V
1 arrayLED 8 W DC - 11 W AC | CRI 80
8461



Technical data	
Type	Surface
Installation position	Wall lights - Ceiling
Installation environment	Indoor
Light Source	LED
Optics	Wide Flood
Light emission direction	downward
Power	8 W
Source lumens	1082 lm
Frequency	60 - 50 Hz
CCT / Tone	3000 K
Colour rendering index	80 Ra
C.C. / C.V.	AC
Safety class	1
IP	IP20
Optical compartment IP	IP40
Glow wire test	850°
Direct mounting on normally flammable surfaces	Yes
CE	Yes
Driver included	Driver
Dimmable article	Phase cut
Directional	Swivelling
total angle (vertical plane)	90 °
total angle (horizontal plane)	350 °
Tilting	No
Walk-over	No
Drive-over	No
Cable included	No
Resin potting	No
Type of light emission	Single emission
Net weight	0.600 Kg
Electrostatic discharge protection	No
Surge protection	No

Finishing casing	
Material	Aluminium
Colour	Embossed black RAL 9005
Processing	Coating
Finishing diffuser	
Material	PC
Colour	transparent
Finishing mounting frame	
Material	Aluminium
Colour	Embossed black RAL 9005
Processing	Coating

Ceiling Lights | 220-240 V | 1 arrayLED 8 W DC - 11 W AC | CRI 80 | Base 8461

Single emission ceiling lights for indoor application. The warm white LED light source with a wide flood light distribution is composed of 1 topped LEDs with CCT of 3000 K and a CRI 80; the source luminous flux is 1082 lm, with a 135.3 lm/W nominal luminous efficacy.

The device body is made of aluminium and features a embossed black ral 9005 finish, processed by means of coating; the diffuser is made of PC; the mounting frame is made of aluminium, with a embossed black ral 9005 finish, processed by means of coating. The ingress protection degree is IP20; the total weight is of 0.600 kg.

The total absorbed power is 11 W.

The device features protection class I and can be wall lights or ceiling-mounted.

Compliant with the EN 60598-1 standard and its specific provisions.

Energy efficiency class

This product contains a light source of energy efficiency class D.

Illuminotechnical Features

Light Output Ratio (LOR)	75 %
Source lumens	1082 lm
Delivered lumens	820 lm
Consumption	11 W
Luminaire efficacy	74 lm/W
Colour temperature	3000 K
Standard Deviation of Colour Matching	3 Step MacAdam
Colour rendering index	80 Ra
Junction temperature (lighting fixture)	80
Standard Operating Ambient Temperature	25

LED Life / Failure Ratio

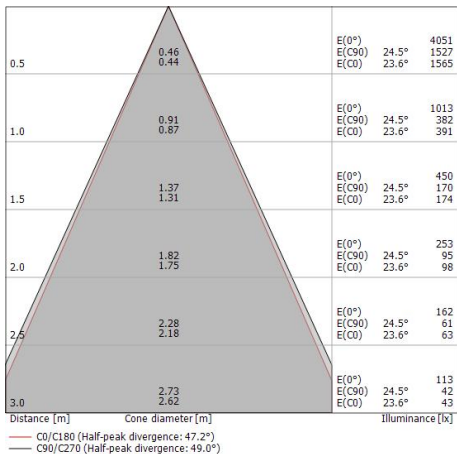
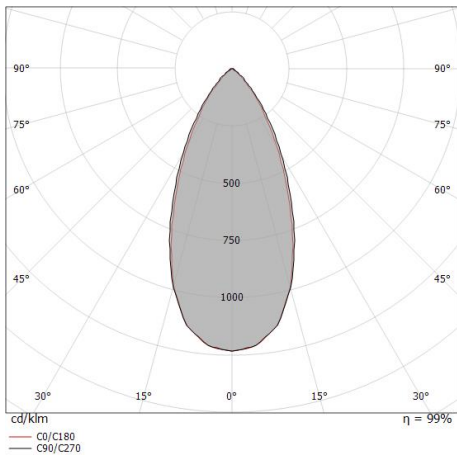
L80 B20 C0 80000h

UGR

UGR axial	24.3
UGR transversal	23.8
X=4H Y=8H	S=0.25H
Reflection factor	70/50/20

OPTICAL

Light distribution simmetry	Symmetrical
C0/C180 optics	47°





Dimmer
220-240V

Code
KIT0026