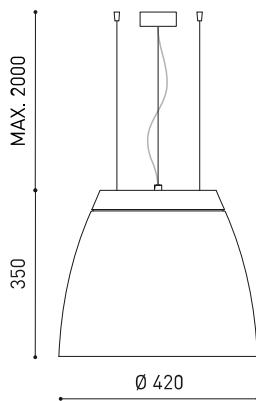




DIMENSIONS



ACCESSORIES



WIRE TRIMLESS ACCESSORY

AWARDS



Name	SALT 3 3000K NG
Reference	A2200311NG
Color	Black-Gold
RAL	9005 & 1036
Category	SUSPENSION

Type	LED
Gross luminous flux	3025 lm
Colour temperature	3000 K
Chromatic stability	MacAdam Step 2
Colour Rendering Index	CRI > 90
Power	22 W
Current	700 mA
Efficacy	138 lm/W
LED lifespan	L80B10 > 60.000h

Lighting efficiency	79%
Light beam angle	77°

Driver	Included
Power values of the system	25,88 W
Voltage	220V/240V
Frecuency	50/60 Hz
Dimming	No Dim
Electrical insulation class	⊕

Sealing	IP20
Wireless control	Please Consult
Cord length	Max. 2 m
Fast adjustment tensioner	Yes
Weight	4600 g
Packaged weight	5329,4 g
Packaging dimensions	452 x 452 x 418 mm
Units per package	1
Materials	Aluminium / Polymethyl Methacrylate

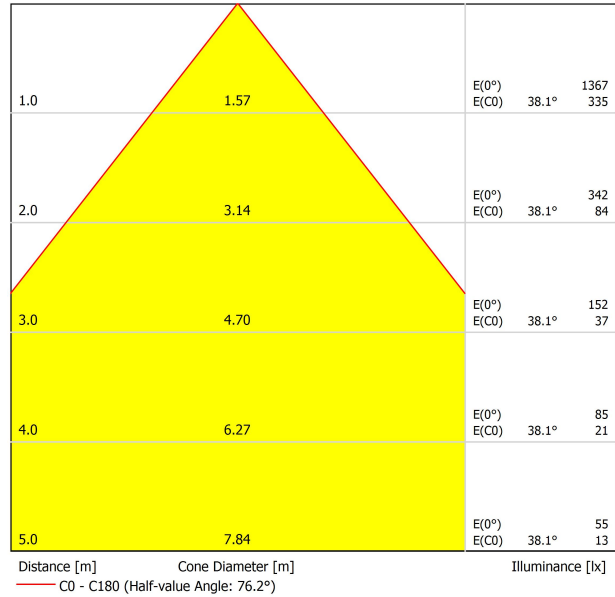


High Bay light fitting performance combined with the design of a unique decorative piece. Salt integrates driver and heat dissipation into the design of the fitting itself and achieves on the one hand an excellent thermal management and on the other hand the freedom to hang the fixture at any desired height. And to prevent glare, Salt disposes of a diffusor covering the light source.

POLAR DIAGRAM



CONICAL DIAGRAM



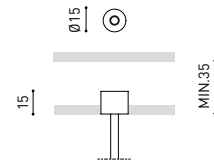
UGR

Glare Evaluation According to UGR											
ρ Ceiling		70	70	50	50	30	70	70	50	50	30
ρ Walls		50	30	50	30	30	50	30	50	30	30
ρ Floor		20	20	20	20	20	20	20	20	20	20
Room Size X Y		Viewing direction at right angles to lamp axis					Viewing direction parallel to lamp axis				
2H	2H	14.4	15.4	14.6	15.6	15.8	14.4	15.4	14.6	15.6	15.8
	3H	16.2	17.1	16.5	17.4	17.6	16.2	17.1	16.5	17.4	17.6
	4H	16.8	17.7	17.2	18.0	18.3	16.8	17.7	17.2	18.0	18.3
	6H	17.4	18.2	17.7	18.5	18.8	17.4	18.2	17.7	18.5	18.8
	8H	17.5	18.3	17.9	18.6	19.0	17.5	18.3	17.9	18.6	19.0
4H	12H	17.7	18.4	18.0	18.7	19.1	17.7	18.4	18.0	18.7	19.1
	2H	15.0	15.9	15.3	16.1	16.4	15.0	15.9	15.3	16.1	16.4
	3H	17.0	17.7	17.3	18.1	18.4	17.0	17.7	17.3	18.1	18.4
	4H	17.8	18.5	18.2	18.8	19.2	17.8	18.5	18.2	18.8	19.2
	6H	18.4	19.0	18.9	19.4	19.8	18.4	19.0	18.9	19.4	19.8
8H	8H	18.7	19.2	19.1	19.6	20.0	18.7	19.2	19.1	19.6	20.0
	12H	18.9	19.3	19.3	19.8	20.2	18.9	19.3	19.3	19.8	20.2
	4H	18.1	18.6	18.5	19.0	19.4	18.1	18.6	18.5	19.0	19.4
12H	6H	18.9	19.3	19.4	19.8	20.2	18.9	19.3	19.4	19.8	20.2
	8H	19.2	19.6	19.7	20.1	20.5	19.2	19.6	19.7	20.1	20.5
	12H	19.5	19.8	20.0	20.3	20.8	19.5	19.8	20.0	20.3	20.8
12H	4H	18.1	18.6	18.6	19.0	19.4	18.1	18.6	18.6	19.0	19.4
	6H	19.0	19.3	19.5	19.8	20.3	19.0	19.3	19.5	19.8	20.3
	8H	19.4	19.7	19.8	20.1	20.6	19.4	19.7	19.8	20.1	20.6
Variation of the observer position for the luminaire distances S											
S = 1.0H		+0.3 / -0.3					+0.3 / -0.3				
S = 1.5H		+0.7 / -0.5					+0.7 / -0.5				
S = 2.0H		+1.3 / -0.8					+1.3 / -0.8				
Standard table		BK05					BK05				
Correction Summand		-2.8					-2.8				
Corrected Glare Indices referring to 3025lm Total Luminous Flux											

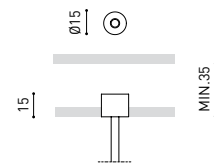
FEED



PRODUCT	
Model	Mains Trimless
Reference	A023-00-01- W N
Colour	W <input type="checkbox"/> RAL 9016 N <input type="checkbox"/> RAL 9005
Category	Accessories



PRODUCT	
Model	Mains Thick Trimless
Reference	A023-00-02- W N
Colour	W <input type="checkbox"/> RAL 9016 N <input type="checkbox"/> RAL 9005
Category	Accessories



Wire Trimless Accessory is a collection of accessories for fitting tensioners and cables to Arkoslight luminaires suspended directly from the ceiling with any visible ceiling rose or fixings. This achieves a minimalist application with a visually tidy finish.

With Wire Trimless Accessory the items adjacent to the ceiling of the standard product (ceiling roses, fixings, driver boxes, etc.) are concealed by a simple recessed application.

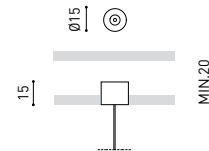
Wire Trimless Accessory reduces the visual impact of the installation leading to extremely minimalist aesthetics. The wires come out of the ceiling material as a part of the structure. This detail creates a much purer, more essential layout, particular when several luminaires are fitted in an arrangement.

FASTENING



PRODUCT	
Model	Steel Cable Trimless
Reference	A023-00-05- W N
Colour	W <input type="checkbox"/> RAL 9016 N <input type="checkbox"/> RAL 9005
Category	Accessories

3 Pcs. needed



Wire Trimless Accessory is a collection of accessories for fitting tensioners and cables to Arkoslight luminaires suspended directly from the ceiling with any visible ceiling rose or fixings. This achieves a minimalist application with a visually tidy finish.

With Wire Trimless Accessory the items adjacent to the ceiling of the standard product (ceiling roses, fixings, driver boxes, etc.) are concealed by a simple recessed application.

Wire Trimless Accessory reduces the visual impact of the installation leading to extremely minimalist aesthetics. The wires come out of the ceiling material as a part of the structure. This detail creates a much purer, more essential layout, particular when several luminaires are fitted in an arrangement.



Fuente de luz (LED) reemplazable por un profesional autorizado

Replaceable (LED only) light source by an authorized professional.

Source lumineuse (LED) remplaçable par un professionnel agréé

Sorgente luminosa (LED) sostituibile da parte di un professionista autorizzato

Austauschbare (LED) Lichtquelle durch einen autorisierten Fachmann



Equipo de control reemplazable por un profesional autorizado

Replaceable control gear by an authorized professional

Dispositif de commande remplaçable par un professionnel agréé

Alimentatore sostituibile da parte di un professionista autorizzato

Auswechselbares Betriebsgerät durch autorisierten Fachmann

INSTRUCCIONES PARA EL FINAL DE VIDA Y LA ELIMINACIÓN LOS COMPONENTES
 INSTRUCTIONS ON END-OF-LIFE AND COMPONENT DISPOSAL
 INSTRUCTIONS POUR LA GESTION DES COMPOSANTS EN FIN DE VIE ET LEUR MISE AU REBUT
 ISTRUZIONI PER IL FINE VITA E LO SMALTIMENTO DEI COMPONENTI
 ANWEISUNGEN ZUR ENTSORGUNG DER LEUCHTENKOMPONENTEN



Interrumpir la alimentación del aparato
 Cut the power supply to the luminaire
 Couper l'alimentation du luminaire
 Interrompere l'alimentazione dell'apparecchio
 Stromversorgung der Leuchte unterbrechen



Quitar la(s) fuente(s) de luz para el desecho
 Remove light source(s) for disposal
 Retirer la (les) source(s) lumineuse(s) pour l'élimination
 Rimuovere la/le sorgente/e di luce per lo smaltimento
 Lichtquelle(n) zur Entsorgung entfernen



Quitar la batería para el desecho
 Remove the battery for decommissioning
 Retirer la batterie pour sa mise au rebut
 Rimuovere la batteria per la dismissione
 Die Batterie ordnungsgemäß entsorgen



Quitar el equipo de control para el desecho
 Remove control gear for disposal
 Retirer le dispositif de commande pour l'élimination
 Rimuovere l'alimentatore per lo smaltimento
 Betriebsgerät zur Entsorgung ausbauen



Enviar los materiales a un centro de recogida RAEE
 Send the materials to a WEEE collection centre
 Envoyer les matériaux dans une déchetterie DEEE
 Inviare i materiali ad un centro di raccolta RAEE
 Die Materialien in einem WEEE-Zentrum entsorgen

