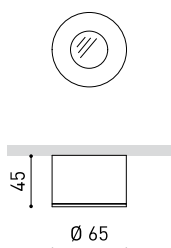




#### DIMENSIONS



#### AWARDS



Name	PUCK S 3000K NT
Reference	A2510001NT
Color	Textured black
RAL	9005
Category	SURFACE

#### PRODUCT

Type	LED
Gross luminous flux	640 lm
Colour temperature	3000 K
Chromatic stability	MacAdam Step 3
Colour Rendering Index	CRI > 90
Power	8 W
Efficacy	80 lm/W
LED lifespan	L70B50 > 36.000h

#### LIGHT SOURCE

Lighting efficiency	80%
Light beam angle	37°

#### LIGHTING FIXTURE | PHOTOMETRIC DATA

Driver	Included
Power values of the system	8,00 W
Voltage	220V/240V
Frecuency	50/60 Hz
Dimming	No Dim
Electrical insulation class	⚡

#### LIGHTING FIXTURE | ELECTRICAL DATA

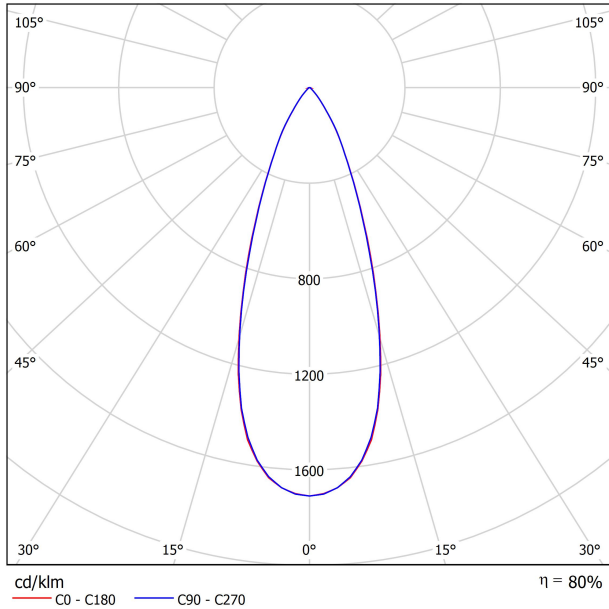
Sealing	IP20
Weight	175 g
Packaged weight	210 g
Packaging dimensions	104 x 89 x 53,5 mm
Units per package	1
Materials	Aluminium / Optical Glass

#### OTHER DATA

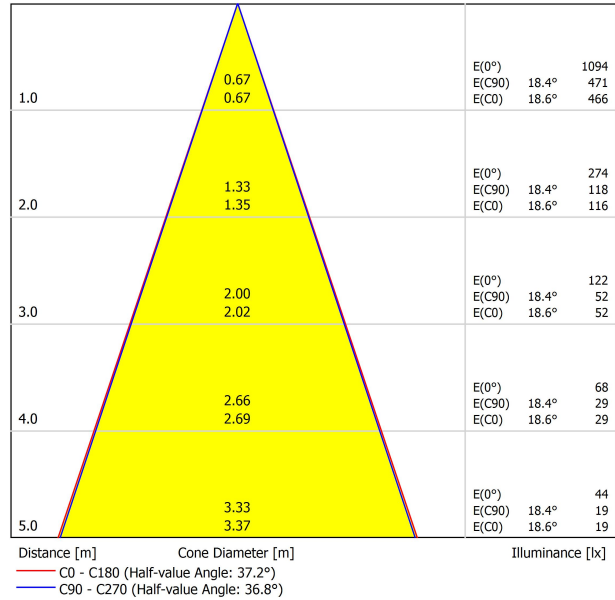


Puck is a luminary that –for its function, opening angle and luminous flux- manages to embody, in a surface piece, the performance of the classic recessed luminaries with dichroic lamps. Puck is designed to undertake general lighting functions and, moreover, given its ultra-compact format, aims to conserve discretion in those places where it is impossible to recess the appliances in the ceiling.

POLAR DIAGRAM



CONICAL DIAGRAM



UGR

Glare Evaluation According to UGR											
ρ Ceiling		70	70	50	50	30	70	70	50	50	30
ρ Walls		50	30	50	30	30	50	30	50	30	30
ρ Floor		20	20	20	20	20	20	20	20	20	20
Room Size X Y		Viewing direction at right angles to lamp axis					Viewing direction parallel to lamp axis				
2H	2H	4.5	5.2	4.8	5.4	5.6	4.4	5.1	4.7	5.3	5.5
	3H	6.5	7.1	6.8	7.4	7.6	6.4	7.0	6.7	7.3	7.5
	4H	7.2	7.8	7.6	8.1	8.3	7.4	8.0	7.7	8.2	8.5
	6H	7.8	8.4	8.2	8.7	8.9	8.0	8.6	8.3	8.8	9.1
	8H	8.0	8.5	8.4	8.8	9.1	8.2	8.7	8.5	9.0	9.3
	12H	8.3	8.7	8.6	9.0	9.4	8.2	8.7	8.6	9.0	9.3
4H	2H	4.9	5.5	5.2	5.7	6.0	4.8	5.4	5.1	5.6	5.9
	3H	7.5	8.0	7.8	8.3	8.6	7.4	7.9	7.7	8.2	8.5
	4H	8.4	8.8	8.7	9.1	9.5	8.5	8.9	8.9	9.2	9.6
	6H	9.1	9.4	9.5	9.8	10.2	9.2	9.6	9.6	9.9	10.3
	8H	9.3	9.6	9.7	10.0	10.4	9.4	9.7	9.8	10.1	10.5
	12H	9.6	9.8	10.0	10.2	10.7	9.5	9.8	9.9	10.2	10.6
8H	4H	8.8	9.1	9.2	9.4	9.8	8.9	9.2	9.3	9.5	9.9
	6H	9.6	9.8	10.0	10.2	10.7	9.7	10.0	10.2	10.4	10.8
	8H	9.9	10.1	10.4	10.5	11.0	10.0	10.2	10.4	10.6	11.1
	12H	10.3	10.4	10.7	10.9	11.4	10.1	10.3	10.6	10.7	11.2
12H	4H	8.8	9.1	9.2	9.4	9.9	8.9	9.2	9.3	9.6	10.0
	6H	9.7	9.9	10.1	10.3	10.8	9.8	10.0	10.2	10.4	10.9
	8H	10.0	10.1	10.5	10.6	11.1	10.1	10.2	10.5	10.7	11.2
Variation of the observer position for the luminaire distances S											
S = 1.0H		+4.1 / -3.9					+4.2 / -4.1				
S = 1.5H		+6.7 / -4.6					+6.8 / -4.7				
S = 2.0H		+8.6 / -4.6					+8.7 / -4.9				
Standard table		BK01					BK01				
Correction Summand		-3.2					-3.1				
Corrected Glare Indices referring to 640lm Total Luminous Flux											



Fuente de luz (LED) reemplazable por un profesional autorizado  
 Replaceable (LED only) light source by an authorized professional.  
 Source lumineuse (LED) remplaçable par un professionnel agréé  
 Sorgente luminosa (LED) sostituibile da parte di un professionista autorizzato  
 Austauschbare (LED) Lichtquelle durch einen autorisierten Fachmann



Equipo de control reemplazable por un profesional autorizado  
 Replaceable control gear by an authorized professional  
 Dispositif de commande remplaçable par un professionnel agréé  
 Alimentatore sostituibile da parte di un professionista autorizzato  
 Auswechselbares Betriebsgerät durch autorisierten Fachmann

INSTRUCCIONES PARA EL FINAL DE VIDA Y LA ELIMINACIÓN LOS COMPONENTES  
 INSTRUCTIONS ON END-OF-LIFE AND COMPONENT DISPOSAL  
 INSTRUCTIONS POUR LA GESTION DES COMPOSANTS EN FIN DE VIE ET LEUR MISE AU REBUT  
 ISTRUZIONI PER IL FINE VITA E LO SMALTIMENTO DEI COMPONENTI  
 ANWEISUNGEN ZUR ENTSORGUNG DER LEUCHTENKOMPONENTEN



Interrumpir la alimentación del aparato  
 Cut the power supply to the luminaire  
 Couper l'alimentation du luminaire  
 Interrompere l'alimentazione dell'apparecchio  
 Stromversorgung der Leuchte unterbrechen



Quitar la(s) fuente(s) de luz para el desecho  
 Remove light source(s) for disposal  
 Retirer la (les) source(s) lumineuse(s) pour l'élimination  
 Rimuovere la/le sorgente/e di luce per lo smaltimento  
 Lichtquelle(n) zur Entsorgung entfernen



Quitar la batería para el desecho  
 Remove the battery for decommissioning  
 Retirer la batterie pour sa mise au rebut  
 Rimuovere la batteria per la dismissione  
 Die Batterie ordnungsgemäß entsorgen



Quitar el equipo de control para el desecho  
 Remove control gear for disposal  
 Retirer le dispositif de commande pour l'élimination  
 Rimuovere l'alimentatore per lo smaltimento  
 Betriebsgerät zur Entsorgung ausbauen

Enviar los materiales a un centro de recogida RAEE  
 Send the materials to a WEEE collection centre  
 Envoyer les matériaux dans une déchetterie DEEE  
 Inviare i materiali ad un centro di raccolta RAEE  
 Die Materialien in einem WEEE-Zentrum entsorgen

