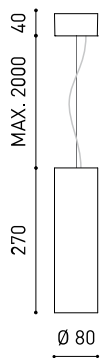




DIMENSIONS



ACCESSORIES



WIRE TRIMLESS ACCESSORY

| | |
|-----------|--|
| Name | SCOPE 27 SUSP 7W DIM PH.CUT 3000K NG |
| Reference | A2612001NG |
| Color | Black-Gold - Other colours, please consult |
| RAL | 9005 & 1036 |
| Category | SUSPENSION |

PRODUCT

| | |
|------------------------|-----------------|
| Type | LED |
| Gross luminous flux | 940 lm |
| Colour temperature | 3000 K |
| Chromatic stability | MacAdam Step 2 |
| Colour Rendering Index | CRI>90 |
| Power | 7 W |
| Current | 200 mA |
| Efficacy | 134 lm/W |
| LED lifespan | L80B10 >60.000h |

LIGHT SOURCE

| | |
|---------------------|-----|
| Lighting efficiency | 84% |
| Light beam angle | 47° |

LIGHTING FIXTURE | PHOTOMETRIC DATA

| | |
|-----------------------------|-----------|
| Driver | Included |
| Power values of the system | 9,33 W |
| Voltage | 220V/240V |
| Frecuency | 50/60 Hz |
| Dimming | Phase Cut |
| Electrical insulation class | □ |

LIGHTING FIXTURE | ELECTRICAL DATA

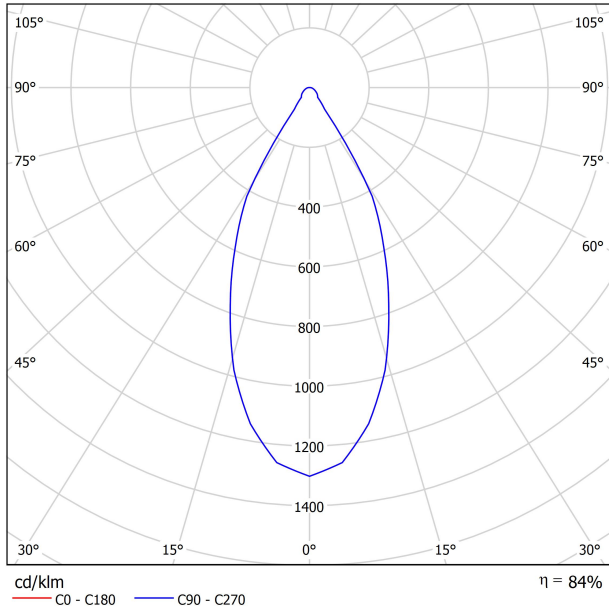
| | |
|---------------------------|---------------------------|
| Sealing | IP20 |
| Cord length | Max. 2 m |
| Fast adjustment tensioner | Yes |
| Weight | 1200 g |
| Packaged weight | 1380 g |
| Packaging dimensions | 478 x 114 x 104 mm |
| Units per package | 1 |
| Materials | Aluminium / Polycarbonate |

OTHER DATA

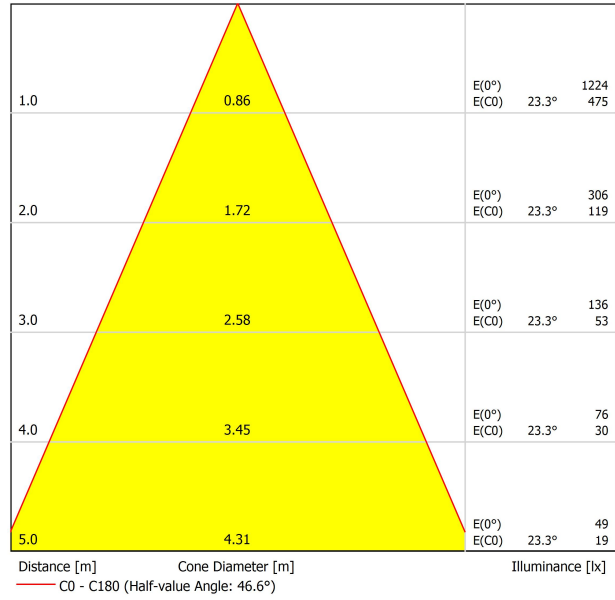


Scope is a LED luminary for suspended or surface applications. Formally designed as a vertical cylinder, it stands out for the purity and simplicity of its lines. Its sunken LED light source, its small-sized reflector and its interior matt shade -in different colours- offer great visual comfort and an elegant decorative effect.

POLAR DIAGRAM



CONICAL DIAGRAM





DRIVER

| | |
|------------|----------------------------------|
| 0433-01-28 | DRIVER LED 7.5W 200mA DIM PH.CUT |
|------------|----------------------------------|

PHASE CUT DIMMERS TESTED FOR COMPATIBILITY:

| Brand / Manufacturer | Model number | Dimming Type |
|----------------------|----------------------------------|-------------------------|
| Busch | 2247U | Leading edge |
| Busch | 6523U | Leading edge |
| Legrand | Cat 400T | Trailing edge |
| Legrand | 6708300% | Trailing edge |
| Legrand | 77006200% | Trailing edge |
| Niko | 310-01900 | Trailing edge |
| Niko | 310-02700 | Trailing edge |
| Niko | 310-02800 | Trailing edge |
| Osram | MCU Te250 | Trailing edge |
| Siemens | 5TC8 284 | Trailing edge |
| Diginet | MEDM/LED Smart phase (DGLCDM400) | Trailing edge |
| Clipsal | 32ELEDM | Trailing edge |
| Hager B&R | WBMD400LED | Trailing edge |
| V-PRO | 250W MAX. GLS | Trailing edge |
| SG | LEDDIM 400 | Trailing edge |
| ELKO | 316 GLED | Leading edge |
| Hamilton | LEDIT-B100 | Trailing edge |
| VLTIMATE | GU6012L | Trailing edge |
| Shuttle | SDIM-T-LED500W | Leading edge |
| Radiant | LEDDIM04-500W | Trailing edge |
| GIRA | 2385 | Trailing / Leading edge |
| Jung | 1224 | Trailing / Leading edge |

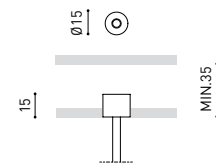
THE PARTICULAR CONDITIONS OF EACH INSTALLATION AND THE SPECIFICATIONS AND CONDITIONS OF USE OF EACH REGULATOR, MAY DIFFER FROM THOSE CONSIDERED IN THE COMPATIBILITY TESTING, AND AFFECT ITS PERFORMANCE IN SAID INSTALLATION.

SCOPE

FEED



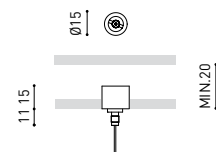
| PRODUCT | |
|-----------|---|
| Model | Mains Trimless |
| Reference | A023-00-01- W N |
| Colour | W <input type="checkbox"/> RAL 9016 N <input type="checkbox"/> RAL 9005 |
| Category | Accessories |



FASTENING



| PRODUCT | |
|-----------|---|
| Model | Steel Cable Regulator Trimless |
| Reference | A023-00-06- W N |
| Colour | W <input type="checkbox"/> RAL 9016 N <input type="checkbox"/> RAL 9005 |
| Category | Accessories |



Wire Trimless Accessory is a collection of accessories for fitting tensioners and cables to Arkoslight luminaires suspended directly from the ceiling with any visible ceiling rose or fixings. This achieves a minimalist application with a visually tidy finish.

With Wire Trimless Accessory the items adjacent to the ceiling of the standard product (ceiling roses, fixings, driver boxes, etc.) are concealed by a simple recessed application.

Wire Trimless Accessory reduces the visual impact of the installation leading to extremely minimalist aesthetics. The wires come out of the ceiling material as a part of the structure. This detail creates a much purer, more essential layout, particular when several luminaires are fitted in an arrangement.



Fuente de luz (LED) reemplazable por un profesional autorizado

Replaceable (LED only) light source by an authorized professional.

Source lumineuse (LED) remplaçable par un professionnel agréé

Sorgente luminosa (LED) sostituibile da parte di un professionista autorizzato

Austauschbare (LED) Lichtquelle durch einen autorisierten Fachmann



Equipo de control reemplazable por un profesional autorizado

Replaceable control gear by an authorized professional

Dispositif de commande remplaçable par un professionnel agréé

Alimentatore sostituibile da parte di un professionista autorizzato

Auswechselbares Betriebsgerät durch autorisierten Fachmann

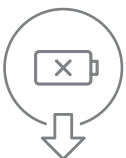
INSTRUCCIONES PARA EL FINAL DE VIDA Y LA ELIMINACIÓN LOS COMPONENTES
 INSTRUCTIONS ON END-OF-LIFE AND COMPONENT DISPOSAL
 INSTRUCTIONS POUR LA GESTION DES COMPOSANTS EN FIN DE VIE ET LEUR MISE AU REBUT
 ISTRUZIONI PER IL FINE VITA E LO SMALTIMENTO DEI COMPONENTI
 ANWEISUNGEN ZUR ENTSORGUNG DER LEUCHTENKOMPONENTEN



Interrumpir la alimentación del aparato
 Cut the power supply to the luminaire
 Couper l'alimentation du luminaire
 Interrompere l'alimentazione dell'apparecchio
 Stromversorgung der Leuchte unterbrechen



Quitar la(s) fuente(s) de luz para el desecho
 Remove light source(s) for disposal
 Retirer la (les) source(s) lumineuse(s) pour l'élimination
 Rimuovere la/le sorgente/e di luce per lo smaltimento
 Lichtquelle(n) zur Entsorgung entfernen



Quitar la batería para el desecho
 Remove the battery for decommissioning
 Retirer la batterie pour sa mise au rebut
 Rimuovere la batteria per la dismissione
 Die Batterie ordnungsgemäß entsorgen



Quitar el equipo de control para el desecho
 Remove control gear for disposal
 Retirer le dispositif de commande pour l'élimination
 Rimuovere l'alimentatore per lo smaltimento
 Betriebsgerät zur Entsorgung ausbauen



Enviar los materiales a un centro de recogida RAEE
 Send the materials to a WEEE collection centre
 Envoyer les matériaux dans une déchetterie DEEE
 Inviare i materiali ad un centro di raccolta RAEE
 Die Materialien in einem WEEE-Zentrum entsorgen

