




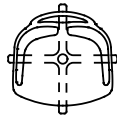
Trace

Shin Azumi · 2005

As the designer Shin Azumi explains, Trace's shape brings to mind the idea of an armchair whose outline alone leaves a trace on the retina of our eye. Hence the name.



Available models



Trace 528

width 53 cm
depth 58 cm
total height 77 cm
seat height 45 cm

Trace 529

width 53 cm
depth 58 cm
total height 77 cm
seat height 45 cm

Finishing

Structure

Lacquers



B22
MARRONE
BUNGEE



B34 GRIGIO
CHIARO



B42
GRAFITE



B54
PETROLIO



B56
RUGGINE




B59 NERO
OPACO



B62
BIANCO
OPACO



B70 ROSSO
LAMPONE



B73 ROSA
QUARZO




B81 CURRY



B85 VERDE
MOSS

Metals



A03
CROMO



A04 INOX
SPAZZOLATO

Shell

Lacquers



B13
SABBIA



B22
MARRONE
BUNGEE



B34 GRIGIO
CHIARO



B41
TORTORA



B42
GRAFITE



B54
PETROLIO



B56
RUGGINE




B59 NERO
OPACO



B62
BIANCO
OPACO



B70 ROSSO
LAMPONE



B73 ROSA
QUARZO



B81 CURRY



B82 GRIGIO



B85 VERDE
MOSS